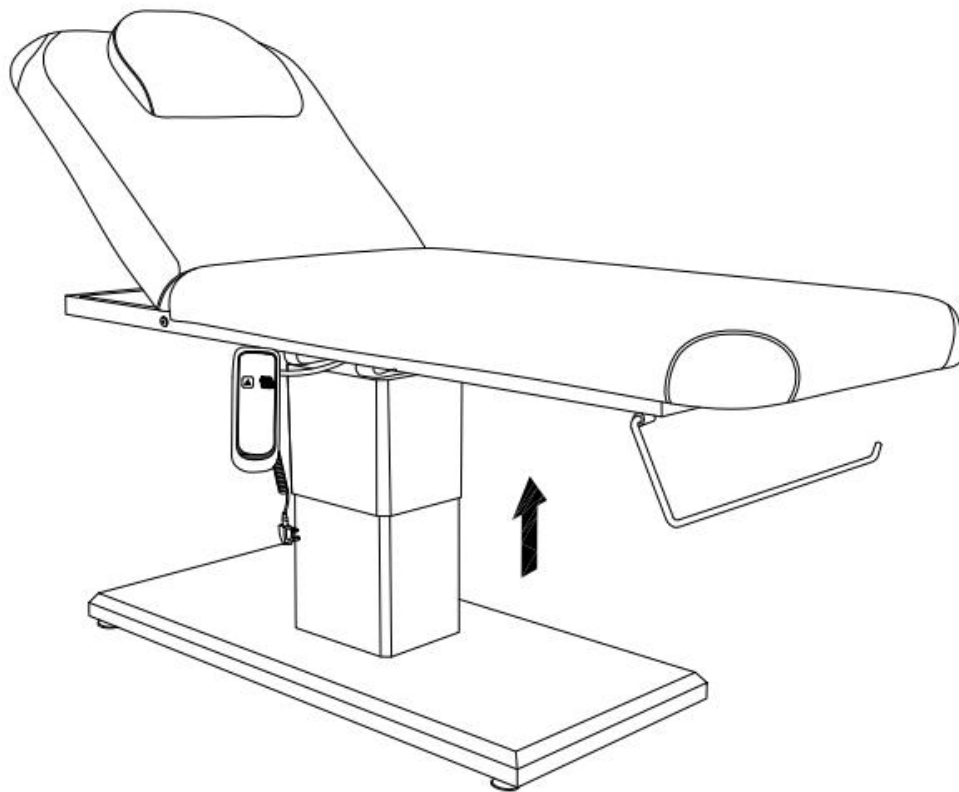


EST8005

## Product Manual



**EST8005**

# Table of Contents

## **Part 1: Receiving and Inspection**

## **Part 2: Specification**

1. Product View
2. Description
3. Dimensions

## **Part 3: Assembly**

No assembly required

## **Part 4: Operation & Care**

1. Operation
2. Upholstery Care
3. Metal Frame Care

## **Part 5: Warranty**

## Part 1: Receiving and Inspection



1. Before unpacking, please check the condition of the outer box. Please check whether the outer box is damp, damaged, or deformed. If so, please report to the relevant sales staff. It is strongly recommended this item is unpacked by two people.

2. Please be careful when unpacking. Do not use sharp tools which may damage the product.

3. Check whether the accessories are complete before beginning assembly.

Please read through this manual before assembling, installing, or using the product to ensure safe and correct use.

This product is designed for commercial use in hairdressing and beauty salons.

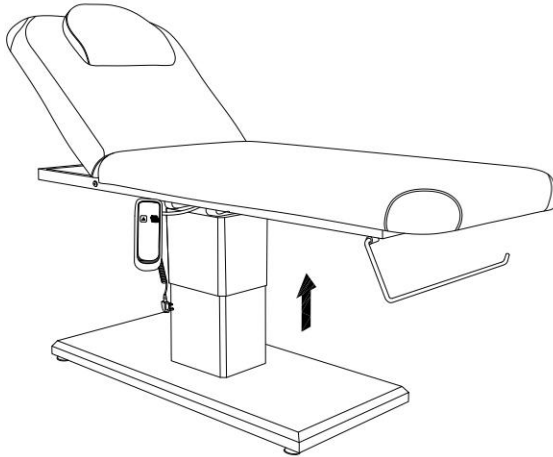
Do not use this product for purposes other than the practices and services typically offered in these places.

Please keep this manual in a safe place for your future reference.

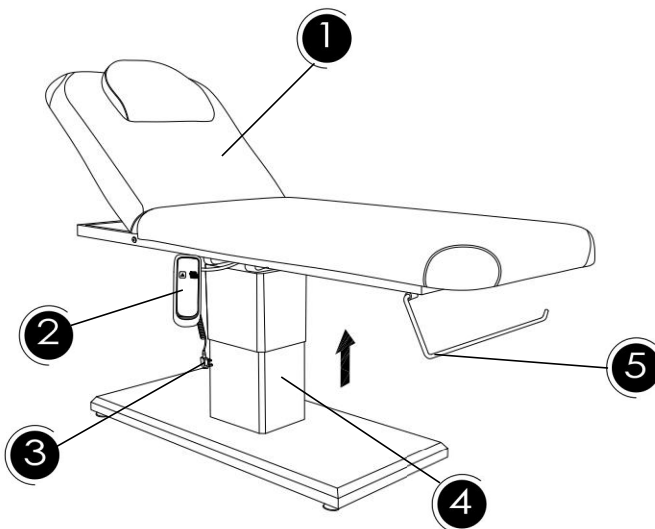
EST8005

## Part 2: Specification

### 1. Product View



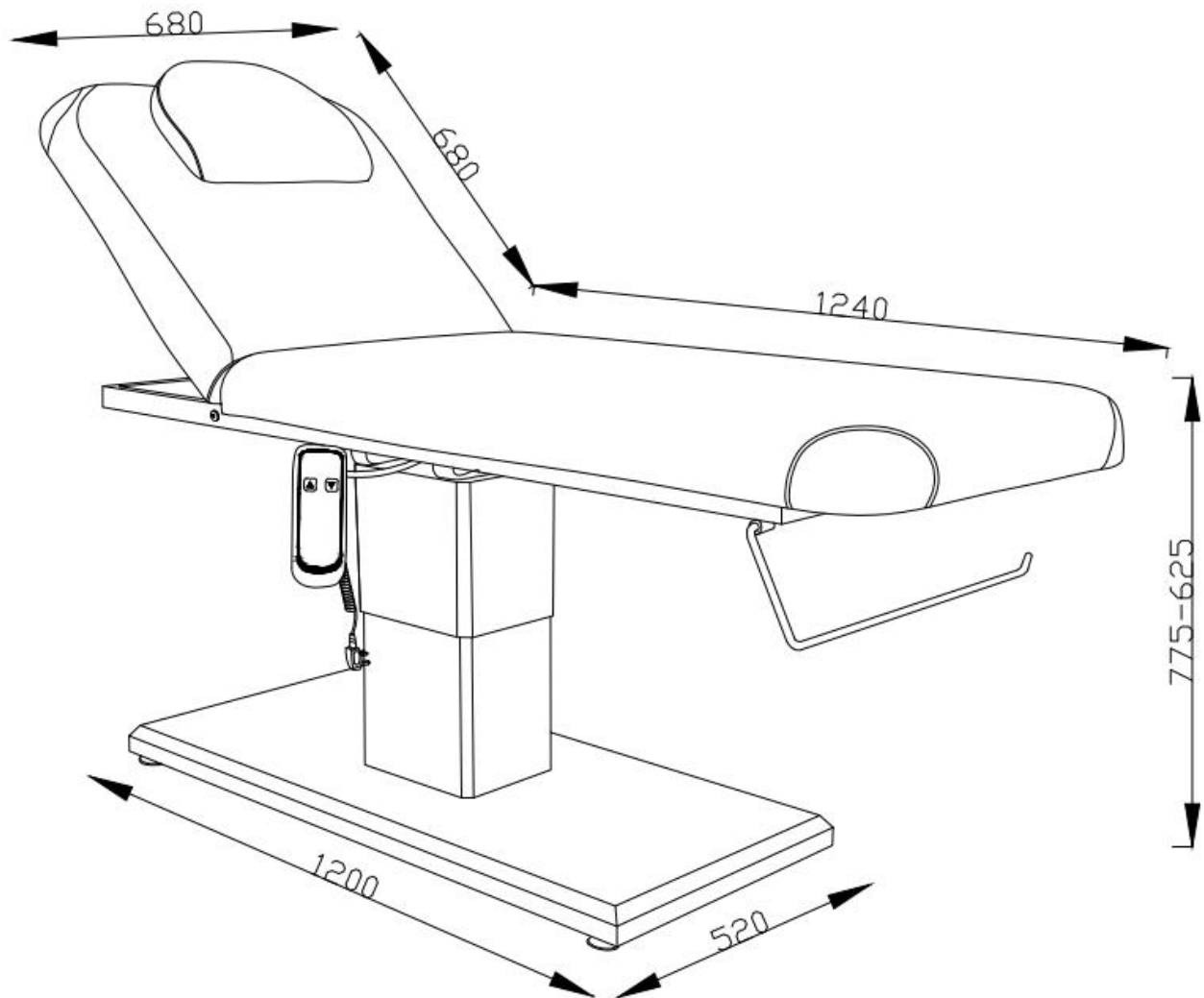
### 2. Description



- ① Backrest
- ② Remote
- ③ Plug
- ④ Motor
- ⑤ Tower Hanger

EST8005

### 3. Dimensions



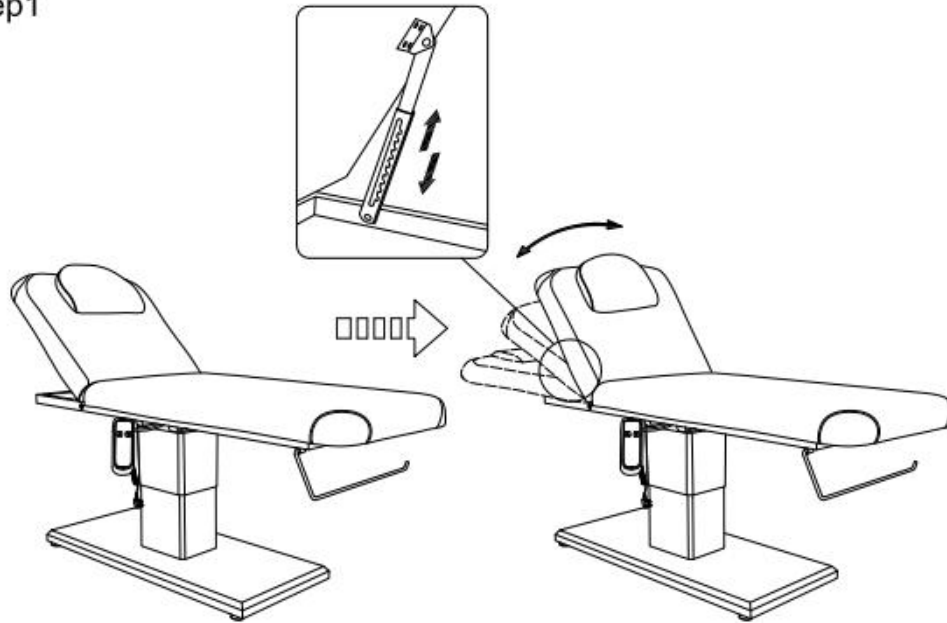
Seat height: 775-625mm/ Total Height(backrest 90 degree): 1660-1305mm  
Seat width: 680mm/ Seat depth: 1240mm

EST8005

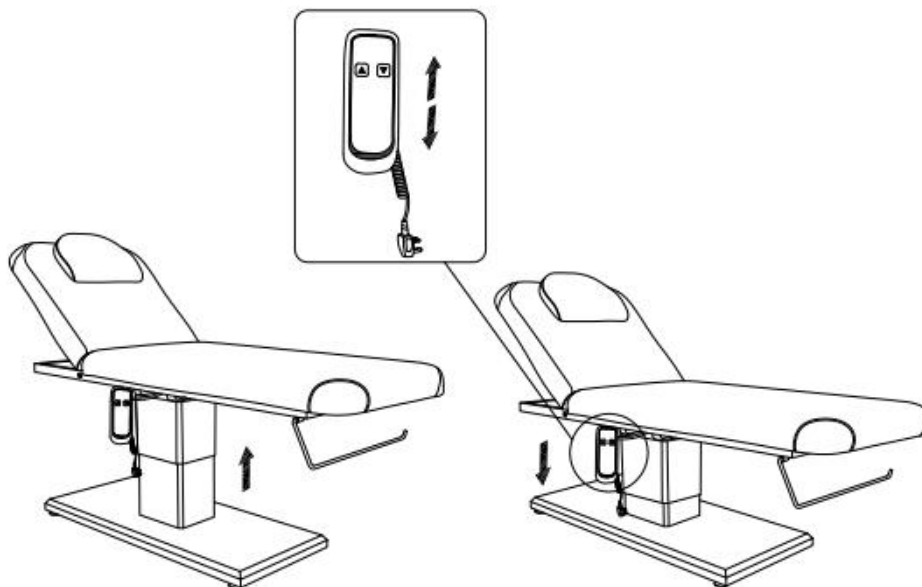
## Part 3: Assembly

No assembly required.

Step1



Step3



## Part 4: Operation & Care

### 1. Operation

#### a) Assembly and construction:

Check all fastenings for any loosened screws etc. If found, please tighten appropriately. Continue to monitor during use.

#### b) Height adjustment:

1. Do not pull or apply pressure to accelerate the lift or down.
2. Pull up the backrest to adjust the angle, push all the way up and release to recover.
3. Adjust the bed to full height and back down several times, right after unpacking, to prime the hydraulic fluid. This will keep the motor smooth and responsive.

#### c) In use :

1. For safety, ensure that your customers enter and exit the bed at its lowest position.
2. Do not let customer to sit on the edges, or either end of bed.
3. Ensure the bed is placed on a flat secure surface and does not create trip hazards with cables or fixtures.
4. If any instability is noticed during use, discontinue use and ensure the bed is checked by a suitably qualified person.
5. Keep the motor away from water.
6. Avoid direct sunlight or heat sources.
7. Maximum load 150kg

### 2. Upholstery Care

1. Clean using a damp cloth and always dry after cleaning.
2. For stubborn dirt use mild detergent and wipe clean with water, afterwards, and dry.
3. Do not use any strong solvents on the upholstery such as alcohol or acetone.
4. Do not use abrasives of any kind.
5. Do not use brushes or scouring products.

### 3. Metal Frame Care

# EST8005

## **Best practice includes:**

1. Wear clean gloves.
2. Avoid contact with strong and abrasive floor cleaners.
3. When cleaning nearby surfaces, protect the frame by covering with plastic.
4. Do not allow corrosive materials to contact the frame. Keeping stainless steel products clean and free of salt or other corrosive elements

## **Never use the following products to clean stainless steel:**

1. Oven cleaners
2. Chloride bleach
3. All-purpose cleaners
4. Any cleaner containing chloride
5. Steel wool or other abrasive scrubbing pads

## **Cleaning:**

1. Use a mild detergent with warm water and a clean, soft cloth.
2. Use clean water. Gritty, dirty or excessively hard water can leave spots or brownish stains.
3. Wipe down with a clean sponge or cloth.
4. Use clean rinsing water to avoid water marks.
5. Dry with a clean dry cloth or an air blower.

## **Part 5: Warranty**

This product is guaranteed against mechanical defects for 12 months from date of purchase. During this guarantee period Ellisons will repair or replace the product free of charge provided the fault was not caused by misuse or improper handling, negligence, normal wear and tear, accidental damage or by any modifications made by the purchaser. Faulty products should be returned, see Ellisons website for returns policy. Returns damaged by poor packaging are the responsibility of the purchaser. If returning under this guarantee, you will be required to enclose proof and date of purchase. Please quote model number and batch number of the product in all correspondence. This guarantee does not affect your statutory rights.